



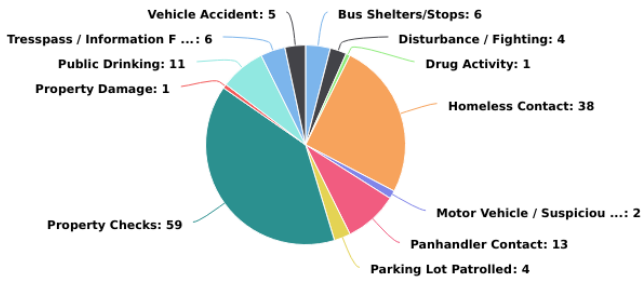
Main Street CID Incident Analysis 10/01/2019 - 10/31/2019

Multi-dimension Overview

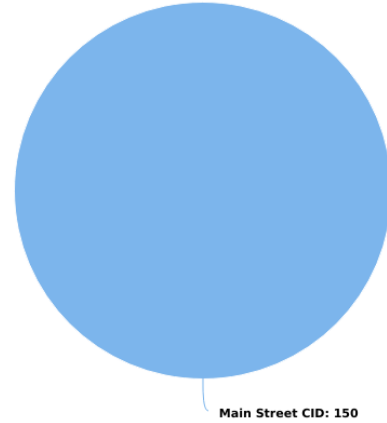
10/01/2019 - 10/31/2019



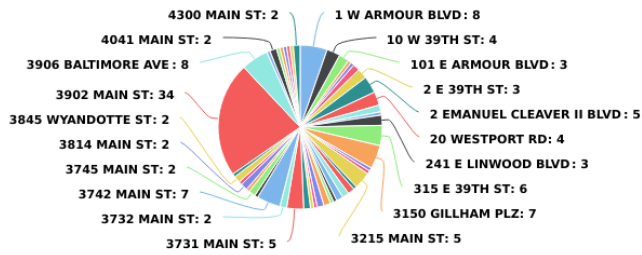
Incident Category



Account



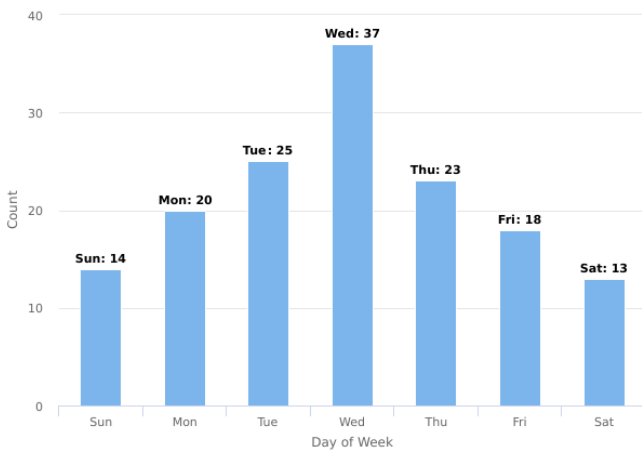
On-Premise Location



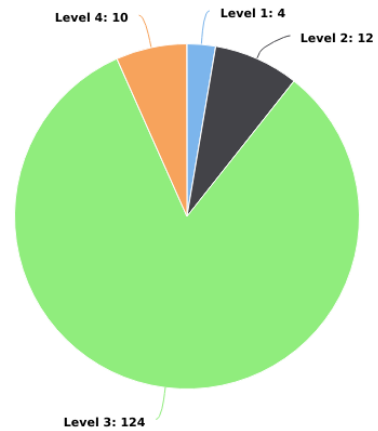
Year / Month



Day of Week



Incident Severity Level (1-5)

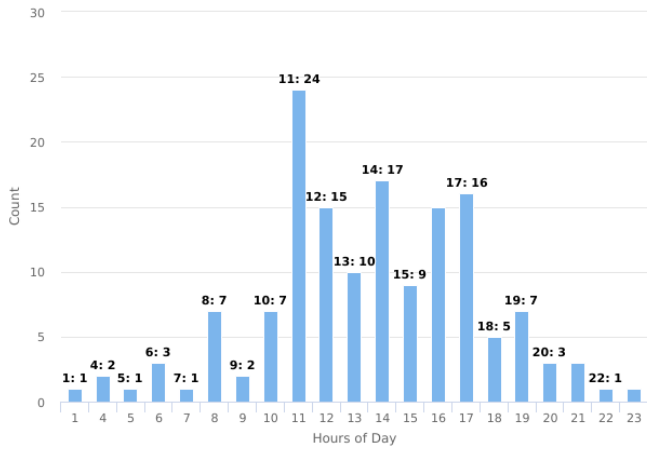


Multi-dimension Overview

10/01/2019 - 10/31/2019



Hours of Day



Incident Category by Day of Week

10/01/2019 - 10/31/2019



Incident Category	Sun	Mon	Tue	Wed	Thu	Fri	Sat	Total
Bus Shelters/Stops	1	2	1		1	1		6
Disturbance / Fighting				2	1	1		4
Drug Activity						1		1
Homeless Contact	3	3	3	8	10	9	2	38
Motor Vehicle / Suspicious				1	1			2
Panhandler Contact	3	2	4	2	1	1		13
Parking Lot Patrolled		1		1		1	1	4
Property Checks	5	9	11	19	5	3	7	59
Property Damage					1			1
Public Drinking	2	1	2	2	2	1	1	11
Tresspass / Information For Charge			3	2	1			6
Vehicle Accident		2	1				2	5
Total	14	20	25	37	23	18	13	150

Incident Category by Month

10/01/2019 - 10/31/2019



Incident Category	Oct	Total
Bus Shelters/Stops	6	6
Disturbance / Fighting	4	4
Drug Activity	1	1
Homeless Contact	38	38
Motor Vehicle / Suspicious	2	2
Panhandler Contact	13	13
Parking Lot Patrolled	4	4
Property Checks	59	59
Property Damage	1	1
Public Drinking	11	11
Tresspass / Information For Charge	6	6
Vehicle Accident	5	5
Total	150	150

Incident Location by Day of Week

10/01/2019 - 10/31/2019



On-Premise Location	Sun	Mon	Tue	Wed	Thu	Fri	Sat	Total
1 W ARMOUR BLVD	1		1	2	3		1	8
10 W 39TH ST		1	2				1	4
101 E ARMOUR BLVD		2				1		3
102 W 39TH ST						1		1
105 W 39TH ST				1				1
12 W VIETNAM VETERANS MEMORIAL DR				1	1			2
2 E 39TH ST				1	2			3
2 EMANUEL CLEAVER II BLVD		1	3	1				5
20 WESTPORT RD			1	1	2			4
214 E LINWOOD BLVD	1	1						2
23 E LINWOOD BLVD				1				1
241 E LINWOOD BLVD			1		2			3
315 E 39TH ST			2	2	1	1		6
3150 GILLHAM PLZ	1	1	1	1		2	1	7
3205 MAIN ST					1			1
3214 MAIN ST	1							1
3215 MAIN ST	1	2			1		1	5
3255 MAIN ST					1			1
3324 MAIN ST	1						1	2
3355 MAIN ST		2						2
3400 MAIN ST				1		1		2
3434 MAIN ST		1						1
3440 MAIN ST				1				1
3521 WALNUT ST		1	1					2
3527 MAIN ST			1				1	2
3540 MAIN ST							1	1
3701 MAIN ST			1					1
3723 MAIN ST	1				1			2
3731 MAIN ST		2	1	2				5
3732 MAIN ST		1			1			2
3742 MAIN ST		1		3	2	1		7
3743 MAIN ST				1				1
3745 MAIN ST			1				1	2
3801 WYANDOTTE ST	1							1
3814 MAIN ST					2			2
3838 MAIN ST						1		1
3845 WYANDOTTE ST		1				1		2

Incident Location by Day of Week

10/01/2019 - 10/31/2019



On-Premise Location	Sun	Mon	Tue	Wed	Thu	Fri	Sat	Total
3901 MAIN ST					1			1
3902 MAIN ST	4	3	8	9	3	6	1	34
3906 BALTIMORE AVE	1		1	2	1	1	2	8
3931 MAIN ST				1				1
4041 MAIN ST				1			1	2
4101 MAIN ST							1	1
4181 BROADWAY ST	1							1
4201 MAIN ST				1				1
4231 MAIN ST						1		1
4242 MAIN ST						1		1
4300 MAIN ST				2				2
Total	14	20	25	37	23	18	13	150

Incident Location by Month

10/01/2019 - 10/31/2019



On-Premise Location	Oct	Total
1 W ARMOUR BLVD	8	8
10 W 39TH ST	4	4
101 E ARMOUR BLVD	3	3
102 W 39TH ST	1	1
105 W 39TH ST	1	1
12 W VIETNAM VETERANS MEMORIAL DR	2	2
2 E 39TH ST	3	3
2 EMANUEL CLEAVER II BLVD	5	5
20 WESTPORT RD	4	4
214 E LINWOOD BLVD	2	2
23 E LINWOOD BLVD	1	1
241 E LINWOOD BLVD	3	3
315 E 39TH ST	6	6
3150 GILLHAM PLZ	7	7
3205 MAIN ST	1	1
3214 MAIN ST	1	1
3215 MAIN ST	5	5
3255 MAIN ST	1	1
3324 MAIN ST	2	2
3355 MAIN ST	2	2
3400 MAIN ST	2	2
3434 MAIN ST	1	1
3440 MAIN ST	1	1
3521 WALNUT ST	2	2
3527 MAIN ST	2	2
3540 MAIN ST	1	1
3701 MAIN ST	1	1
3723 MAIN ST	2	2
3731 MAIN ST	5	5
3732 MAIN ST	2	2
3742 MAIN ST	7	7
3743 MAIN ST	1	1
3745 MAIN ST	2	2
3801 WYANDOTTE ST	1	1
3814 MAIN ST	2	2
3838 MAIN ST	1	1
3845 WYANDOTTE ST	2	2
3901 MAIN ST	1	1

Incident Location by Month

10/01/2019 - 10/31/2019

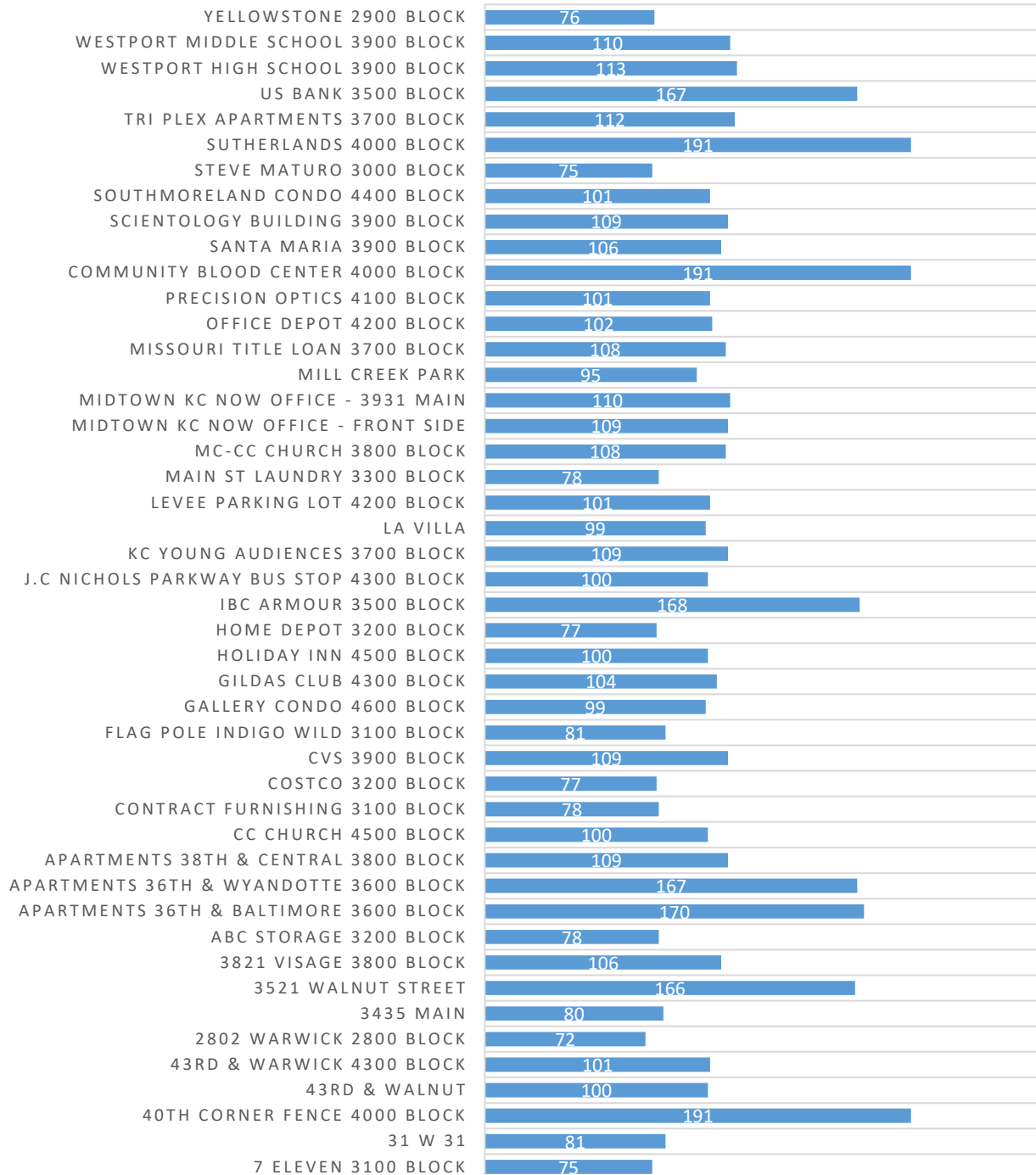


On-Premise Location	Oct	Total
3902 MAIN ST	34	34
3906 BALTIMORE AVE	8	8
3931 MAIN ST	1	1
4041 MAIN ST	2	2
4101 MAIN ST	1	1
4181 BROADWAY ST	1	1
4201 MAIN ST	1	1
4231 MAIN ST	1	1
4242 MAIN ST	1	1
4300 MAIN ST	2	2
Total	150	150

Main Street CID Checkpoint Scans



MAIN STREET CID CHECKPOINT SCANS BY LOCATION



Checkpoint Scans Grand Total **5,060**

Previous Month Grand Total: **2,158**